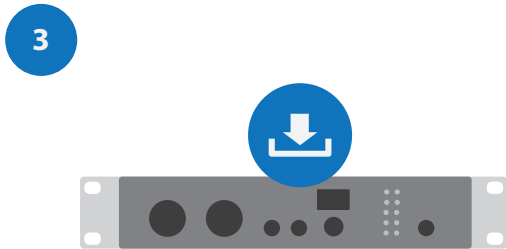


1 Install the latest **Kernel Extension Driver** on macOS with **Intel chipset**



2 Click „Allow“ **Kernel Extension Driver** under System Preferences / 'Security and Privacy'



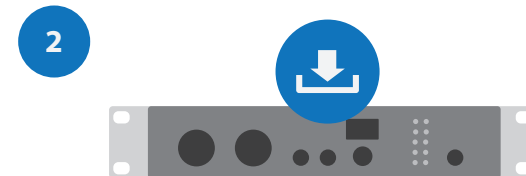
3 Update **Device Firmware** on your Mac



Operation on M1/2 or up or Intel with installed **DriverKit Driver**



1 Install the latest **RME Windows driver** on **Windows PC**



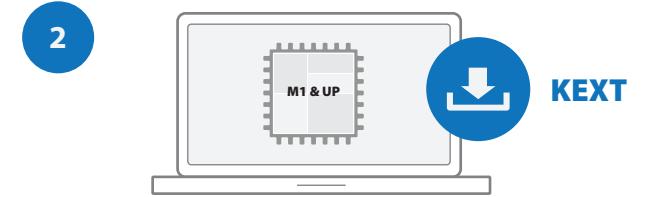
2 Update **Device Firmware** on your PC



Operation on M1/2 or up or Intel with installed **DriverKit Driver**



1 **Startup Security Utility**
Boot in Recovery mode



2 Install the latest **Kernel Extension Driver** on macOS with **Apple silicon chipset**



3 Click „Allow“ **Kernel Extension Driver** under System Preferences / 'Security and Privacy'



4 Update **Device Firmware** on your Mac



5 Install **DriverKit Driver** & Click „Allow“ under System Preferences / 'Security and Privacy'